



wieland

Wiring Duct



Excerpt from Master Catalogue
Wiring Duct

Specifically For You




Wire Management Wiring Duct - DNG





High impact, rigid vinyl - won't peel, chip or crack; resists oils, grease, salt solutions, most mildly concentrated acids, fungus; non-flammable, warp-proof, non-brittle; high dielectric and will withstand temperatures to 150°F.

Flammability: Self extinguishing UL94V-0. Maintains dimensional stability under heat: ..65°C i.e. ..150°F as per DIN53458

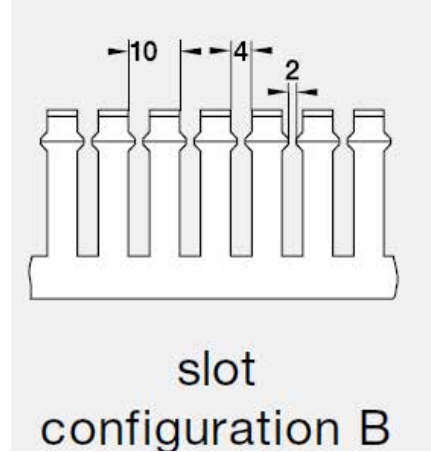
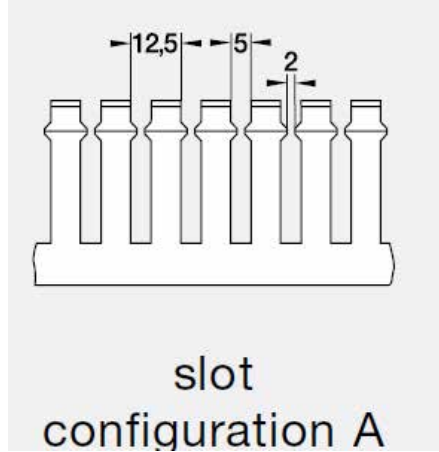
Includes Base and Cover
2 Meter Lengths
-5°C to 65°C



Type Size Color Configuration Approvals	DNG Grey 2 Meters Grey - RAL7030 A-Slot 	DNG White 2 Meters White A-Slot	DNG Grey 2 Meters Grey - RAL7030 B-Slot 	DNG White 2 Meters White B-Slot
---	---	--	--	--

Nominal Inches Width x Height	Part Number	Std. Pack of	Part Number	Std. Pack of	Part Number	Std. Pack of	Part Number	Std. Pack of
	Model Number	2 m lengths	Model Number	2 m lengths	Model Number	2 m lengths	Model Number	2 m lengths
3/4" x 3/4"					34.286.2020.0	32	34.286.2020.0	32
					DNG 20020		DNG 20020-W	
3/4" x 1 1/2"					34.286.3720.0	16	34.286.3720.2	16
					DNG 37020		DNG 37020-W	
3/4" x 2"					34.286.5020.0	10	34.286.5020.2	10
					DNG 50020		DNG 50020-W	
1" x 1"	34.286.2525.0	24	34.286.2525.2	24				
	DNG 25025		DNG 25025-W					
1" x 2"	34.286.5025.0	9	34.286.5025.2	9				
	DNG 50025		DNG 50025-W					
1" x 3"	34.286.7525.0	16	34.286.7525.2	16				
	DNG 75025		DNG 75025-W					
1 1/2" x 1"	34.286.2537.0	32	34.286.2537.2	32				
	DNG 25037		DNG 25037-W					
1 1/2" x 1 1/2"	34.286.3737.0	16	34.286.3737.2	16				
	DNG 37037		DNG 37037-W					
1 1/2" x 2"	34.286.5037.0	20	34.286.5037.2	20				
	DNG 50037		DNG 50037-W					
1 1/2" x 3"	34.286.7537.0	20	34.286.7537.2	20				
	DNG 75037		DNG 75037-W					
2" x 2"	34.286.5050.0	24	34.286.5050.2	24				
	DNG 50050		DNG 50050-W					
2" x 3"	34.286.7550.0	10	34.286.7550.2	10				
	DNG 75050		DNG 75050-W					
2" x 4"	34.286.1050.0	12	34.286.1050.2	12				
	DNG 100050		DNG 100050-W					
3" x 2"	34.286.5075.0	10	34.286.5075.2	10				
	DNG 50075		DNG 50075-W					
3" x 3"	34.286.7575.0	8	34.286.7575.2	8				
	DNG 75075		DNG 75075-W					
3" x 4"	34.286.1075.0	8	34.286.1075.2	8				
	DNG 100075		DNG 100075-W					
4" x 2"	34.286.5100.0	12	34.286.5100.2	12				
	DNG 50100		DNG 50100-W					
4" x 3"	34.286.7510.0	8	37.286.7510.0	8				
	DNG 75100		DNG 75100 -W					
4" x 4"	34.286.1010.0	6	34.285.1010.2	6				
	DNG 100100		DNG 100100-W					
5" x 2"	34.286.5125.0	9	34.286.5125.2	9				
	DNG 50125		DNG 50125-W					
5" x 3"	34.286.7512.0	6	34.286.7512.2	6				
	DNG 75125		DNG 75125-W					

Slot Configuration

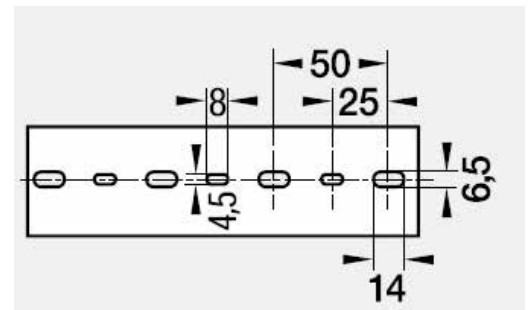
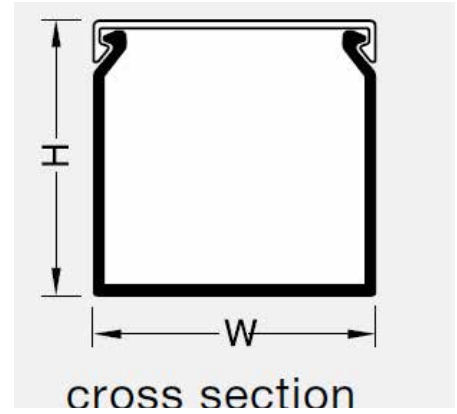


Dimensions

Nominal Inches
 Width x Height

Metric Dimensions
 Width x Height

3/4" x 3/4"	19 x 19 mm
3/4" x 1 1/2"	19 x 36 mm
3/4" x 2"	19 x 49 mm
1" x 1"	25 x 25 mm
1" x 2"	24 x 49 mm
1" x 3"	24 x 73 mm
1 1/2" x 1"	37 x 24 mm
1 1/2" x 1 1/2"	37 x 36 mm
1 1/2" x 2"	37 x 49 mm
1 1/2" x 3"	37 x 73 mm
2" x 2"	49 x 49 mm
2" x 3"	49 x 73 mm
2" x 4"	49 x 98 mm
3" x 2"	74 x 49 mm
3" x 3"	74 x 73 mm
3" x 4"	74 x 98 mm
4" x 2"	99 x 49 mm
4" x 3"	99 x 73 mm
4" x 4"	99 x 98 mm
5" x 2"	124 x 49 mm
5" x 3"	124 x 73 mm



Wire Management Wiring Duct - VK Flex

selos

Halogen free flexible slotted trunking.
Slotted cable support system for
small applications where the need for
flexibility exists, clips together to form
longer lengths.

Single part
Polyamid
RAL7035 Grey
Self extinguishing to UL94V0
-25°C to 90°C
Clips together to form longer lengths



Type Size Approvals	VK Flex Grey - RAL7030			
VK-10 250mm length	34.288.1000.0			
VK-20 500mm length	34.288.2000.0			
VK-30 500mm length	34.288.3000.0			
VK-30 Includes Adhesive, 500mm length	34.288.3001.0			
VK-40 500mm length	34.288.4000.0			
VK-40 Includes Adhesive, 500mm length	34.288.4001.0			

Dimensions			
VK-20		<p>VK flex 20,30 base punching configuration</p>	<p>VK flex 20, 30, 40 slot configuration</p>
VK-30		<p>VK flex 40 base punching configuration</p>	<p>VK-10 Dimensions</p>
VK-40			



wieland

Wieland Electric Canada
2889 Brighton Road
Oakville, Ontario
Canada
L6H 6C9

1 800-Wieland (943-5263)
Tel. (905) 829-8414
Fax. (905) 829-8413
www.wieland-electric.ca
info@wieland-electric.com

Industrial technology

Solutions for the control cabinet

- DIN rail terminal blocks
 - Screw and spring connection technology
 - Wire cross sections up to 240 mm²
 - Numerous special functions
 - Software solutions interfacing to CAE systems
- Safety
 - Safety sensors
 - Safety relays
 - Modular safety systems with fieldbus link
- PLC and fieldbus components
 - Standard applications in IP20
 - Increased environmental conditions with railroad and ship approvals
- Interface
 - Coupling relays, semiconductor switches
 - Measuring and monitoring relays
 - Timer and switching relays
 - Analog modules
 - Passive interfaces
 - Power supply units
 - Overvoltage protection

Solutions for field applications

- Remote automation technology
 - Power distribution
 - Fieldbus interfaces and motor starters
- Connectors for industrial applications
 - Square and round connectors
 - Aluminum or plastic housings
 - Degree of protection up to IP68
 - Current-carrying capacity up to 100 A
 - Connectors for hazardous areas
 - Modular, application specific technology

PC board terminals and connectors

- Screw or spring clamp connection technology
- Spacings: 3.5 mm to 10.16 mm
- Reflow or wave soldering process

Building and installation technology

- Building installation systems
 - Main power supply connectors IP20/IP65 ... IP68
 - Bus connectors
 - Combined connectors
 - Low-voltage connectors
 - Power distribution system with flat cables
 - Distribution systems
 - Bus systems in KNX, LON and radio technology
 - DIN rail terminal blocks for electrical installations
 - Overvoltage protection

**contacts
are
green.**

Product Range